

20 mm

EXIM BRIDGE d.o.o.



Profil : 20V
Material : polyamide 6.6 GF25 %
Dimensional tolerances : +/- 0,05 mm
Weight gr : 63

24 mm

EXIM BRIDGE d.o.o.



Profil : 24V
Material : polyamide 6.6 GF25 %
Dimensional tolerances : +/- 0,05mm
Weight gr : 72

32 mm

EXIM BRIDGE d.o.o.



Profil : 32V
Material : polyamide 6.6 GF25 %
Dimensional tolerances : +/- 0,05mm
Weight gr : 95

34 mm

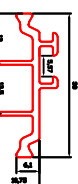
EXIM BRIDGE d.o.o.



Profil : 34V
Material : polyamide 6.6 GF25 %
Dimensional tolerances : +/- 0,05mm
Weight gr : 101

38 mm

EXIM BRIDGE d.o.o.



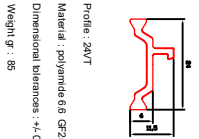
Profil : 38V/2TN
Material : polyamide 6.6 GF25 %
Dimensional tolerances : +/- 0,05mm
Weight gr : 164

39 mm

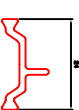
EXIM BRIDGE d.o.o.



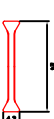
Profil : 39V
Material : polyamide 6.6 GF25 %
Dimensional tolerances : +/- 0,1mm
Weight gr : 108



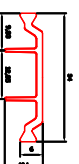
Profil : 24VT
Material : polyamide 6.6 GF25 %
Dimensional tolerances : +/- 0,05mm
Weight gr : 85



Profil : 24VT-LT
Material : polyamide 6.6 GF25 %
Dimensional tolerances : +/- 0,05mm
Weight gr : 88



Profil : 124
Material : polyamide 6.6 GF25 %
Dimensional tolerances : +/- 0,05mm
Weight gr : 82



Profil : 34VZT
Material : polyamide 6.6 GF25 %
Dimensional tolerances : +/- 0,05mm
Weight gr : 118